



Mammotome Revolve™

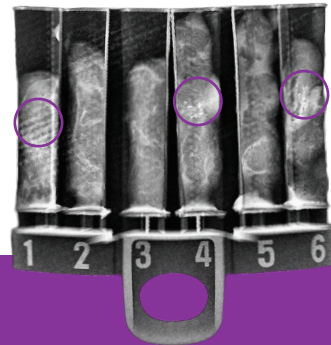
Dual Vacuum-Assisted Breast Biopsy System



Redefining procedural efficiency without compromising tissue quality - from positioning to diagnosis.

ST

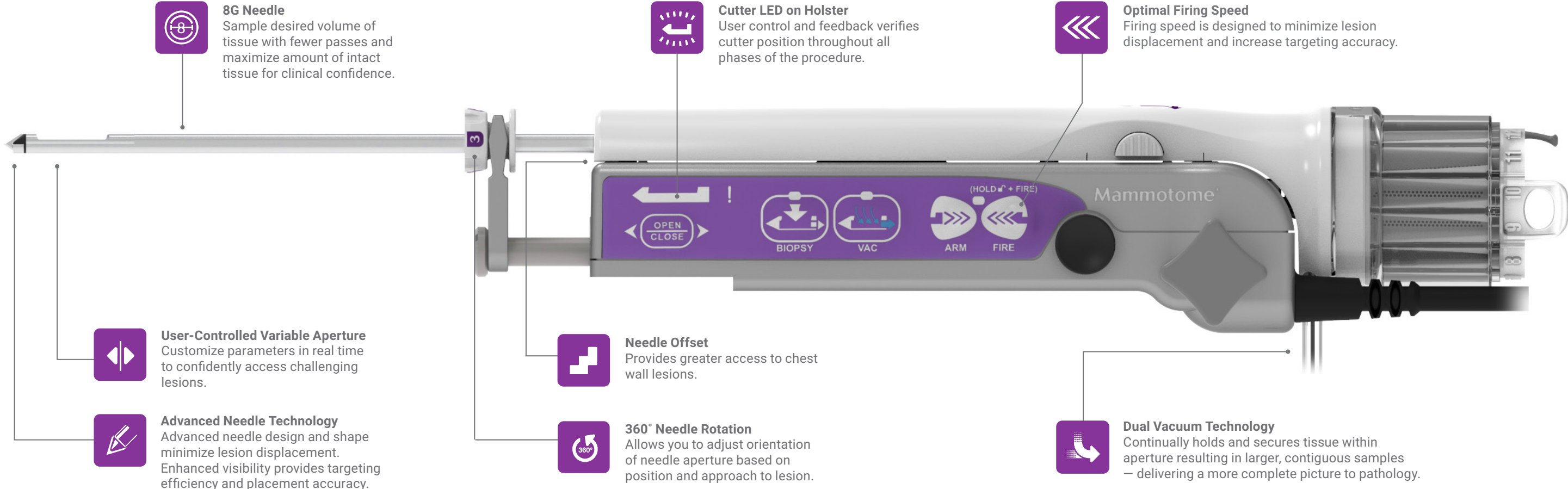
Mammotome Revolve™ dual vacuum-assisted breast biopsy system for stereotactic-guided procedures provides efficiency and clinical confidence throughout the procedure and onto pathology. Its advanced tissue management system automatically organizes specimens into touch-free collection chambers, which are designed for ease of specimen x-ray and transport to pathology while preserving tissue integrity. Patented dual vacuum technology acquires the desired volume of tissue with fewer passes, while maximizing the amount of intact tissue for clinical confidence.



Specimen Radiograph (8G)



Specimen Management System
Provides touch-free tissue collection into numbered, pathology-ready chambers. Cartridge trays can be flattened and imaged to identify and easily locate calcifications. Organized presentation and visualization of the tissue specimens allow real-time sampling adjustment. Confirm sample acquisition at any needle position.



8G Needle
Sample desired volume of tissue with fewer passes and maximize amount of intact tissue for clinical confidence.

Cutter LED on Holster
User control and feedback verifies cutter position throughout all phases of the procedure.

Optimal Firing Speed
Firing speed is designed to minimize lesion displacement and increase targeting accuracy.

User-Controlled Variable Aperture
Customize parameters in real time to confidently access challenging lesions.

Advanced Needle Technology
Advanced needle design and shape minimize lesion displacement. Enhanced visibility provides targeting efficiency and placement accuracy.

Needle Offset
Provides greater access to chest wall lesions.

360° Needle Rotation
Allows you to adjust orientation of needle aperture based on position and approach to lesion.

Dual Vacuum Technology
Continually holds and secures tissue within aperture resulting in larger, contiguous samples – delivering a more complete picture to pathology.



Collected
Designed to increase procedural efficiency



Informed
Designed to empower clinical decision-making



Reassured
Designed to empower clinical confidence

Redefining procedural efficiency without compromising tissue quality - from positioning to diagnosis.

U/S

Mammotome Revolve™ dual vacuum-assisted breast biopsy system for ultrasound-guided procedures provides efficiency and clinical confidence throughout the procedure and onto pathology. Its robust, yet lightweight and ergonomic handpiece fits comfortably in your hand, and its advanced needle technology improves ease of insertion. Patented dual vacuum technology acquires the desired volume of tissue with fewer passes, while maximizing the amount of intact tissue for clinical confidence.



Specimen Management System
Provides touch-free tissue collection into numbered, pathology-ready chambers. Organized presentation and visualization of the tissue specimens allow real time sampling adjustment. Confirm sample acquisition at any needle position.



Dual Vacuum Technology
Continually holds and secures tissue within aperture resulting in larger, contiguous samples —delivering a more complete picture to pathology.



User-Controlled Variable Aperture
Customize parameters in real time to confidently access challenging lesions.



Advanced Needle Technology
Advanced needle design and shape minimize lesion displacement. Enhanced visibility provides targeting efficiency and placement accuracy.



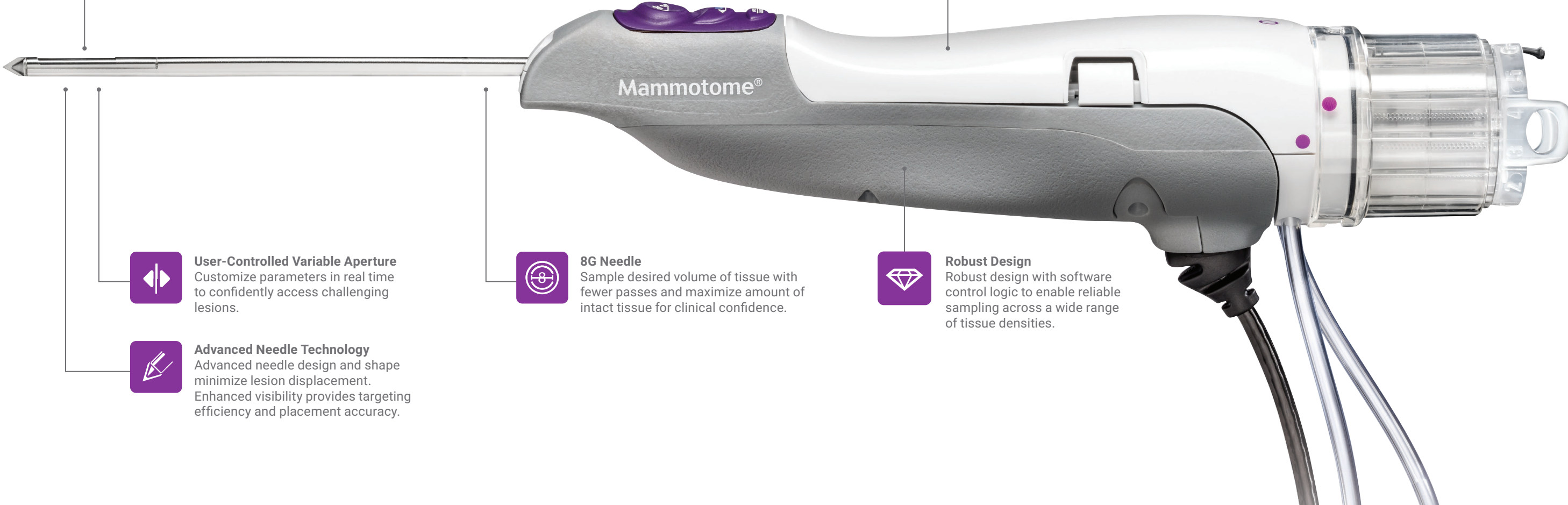
8G Needle
Sample desired volume of tissue with fewer passes and maximize amount of intact tissue for clinical confidence.



Robust Design
Robust design with software control logic to enable reliable sampling across a wide range of tissue densities.



Ergonomic Design
Lightweight and designed to fit in the contours of the hand.



Collected
Designed to increase procedural efficiency



Informed
Designed to empower clinical decision-making





















Reassured
Designed to empower clinical confidence

Order Placement

Capital Equipment

Code	Description	Quantity
MSCM1	Mammothome Revolve™ System Control Module	1
MCART1	Mammothome Revolve™ System Cart	1
MHKEYP1	Mammothome Revolve™ Remote Keypad	1
MFOOT1	Mammothome Revolve™ Remote Footswitch	1
MSTH1	Mammothome Revolve™ Stereotactic Holster	1
MHUSH1	Mammothome Revolve™ Ultrasound Holster	1

Mammothome® Markers

Code	Description	Shape	Quantity
4010-05-08-T1	8G HydroMARK™ Breast Biopsy Site Marker		10
4010-05-08-T3	8G HydroMARK™ Breast Biopsy Site Marker		10
4010-05-08-T4	8G HydroMARK™ Breast Biopsy Site Marker		10
4010-05-10-T1	10G HydroMARK™ Breast Biopsy Site Marker		10
4010-05-10-T3	10G HydroMARK™ Breast Biopsy Site Marker		10
4010-05-10-T4	10G HydroMARK™ Breast Biopsy Site Marker		10
MMK0801	8G MammoMARK® / CorMARK® Biopsy Site Identifier		10
MMK0802	8G MammoMARK® / CorMARK® Biopsy Site Identifier		10
MMK0803	8G MammoMARK® / CorMARK® Biopsy Site Identifier		10
MMK1001	10G MammoMARK® / CorMARK® Biopsy Site Identifier		10
MMK1002	10G MammoMARK® / CorMARK® Biopsy Site Identifier		10
MMK1003	10G MammoMARK® / CorMARK® Biopsy Site Identifier		10
STAR0831	8G MammoSTAR® Biopsy Site Marker		10
STAR0832	8G MammoSTAR® Biopsy Site Marker		10
STAR0833	8G (P) MammoSTAR® Biopsy Site Marker		10
STAR1031	10G MammoSTAR® Biopsy Site Marker		10
STAR1032	10G MammoSTAR® Biopsy Site Marker		10
STAR1033	10G (P) MammoSTAR® Biopsy Site Marker		10

Stereotactic Probes

Code	Description	Quantity
MST0809	8G x 9cm Mammothome Revolve™ Stereotactic Probe	5
MST0812	8G x 12cm Mammothome Revolve™ Stereotactic Probe	5
MST0815	8G x 15cm Mammothome Revolve™ Stereotactic Probe	5
MST1009	10G x 9cm Mammothome Revolve™ Stereotactic Probe	5
MST1012	10G x 12cm Mammothome Revolve™ Stereotactic Probe	5
MST1015	10G x 15cm Mammothome Revolve™ Stereotactic Probe	5

*Probe includes Tube Set and Specimen Management System

Ultrasound Probes

MHUS08	8G Mammothome Revolve™ Ultrasound Probe	5
MHUS10	10G Mammothome Revolve™ Ultrasound Probe	5

*Probe includes Tube Set and Specimen Management System

Disposable Accessories

Code	Description	Quantity
MG08A	8G Mammothome Revolve™ Probe Guide, Fork Shape	25
MG10A	10G Mammothome Revolve™ Probe Guide, Fork Shape	25
MG08B	8G Mammothome Revolve™ Probe Guide, Button Shape (for GE Upright Systems)	25
MG10B	10G Mammothome Revolve™ Probe Guide, Button Shape (for GE Upright Systems)	25
MCANISTER1	Replacement Vacuum Canister (800cc) for Mammothome Revolve™ System	10
MSMB1208	8G (12 chamber) Replacement Specimen Management System	10
MSMB1210	10G (12 chamber) Replacement Specimen Management System	10



Contact your Customer Service Representative at **1-877-926-2666** between the hours of 8:00am and 5:00pm EST. Shipping details and an order confirmation number will be provided to you upon completion of your order.

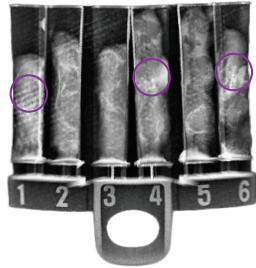


Send your order via fax to your Customer Service Representative at **1-888-260-6362**



Send your order via email to your Customer Service Representative at **us.customerservice@mammothome.com**

Differentiation at Each Step of the Stereo Process



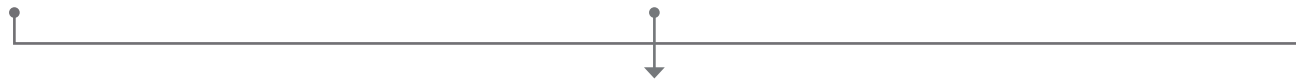
Tissue Acquisition
Eliminate tissue handling



Specimen Imaging/Confirmation
Confirm at the point of care



Biopsy Site Marking
Enable post-biopsy site identification



- Reduce procedure time
- Enhance patient experience
- Improve resource utilization

Mammotome

mammotome.com

For complete product details, see Instructions for Use.



Product may not be approved or available in your region. Please check with your local Mammotome representative.

© 2021 Devicor Medical Products, Inc. All rights reserved. Devicor, Mammotome, Mammotome Confirm, Mammotome Revolve, HydroMARK, MammoMARK and MammoSTAR are registered trademarks of Devicor Medical Products, Inc., in the USA and optionally in other countries. Other logos, product and/or company names might be trademarks of their respective owners. MDM# 13-0004 Rev 7/21