

C O R E H I S T O L O G Y S O L U T I O N S

HISTOCORE PEGASUS

DUAL RETORT TISSUE PROCESSOR

PARALLEL PROCESSING - NO COMPROMISES ON TISSUE QUALITY



Advancing Cancer Diagnostics
Improving Lives

Leica
BIO SYSTEMS


DON'T COMPROMISE ON TISSUE QUALITY

Biopsies, large, or fatty specimens; different tissues need different treatments. The HistoCore PEGASUS tissue processor gives you the flexibility to run parallel protocols on a single instrument. Ensure optimal conditions for each tissue type without slowing down your laboratory.



YOUR WORKFLOW, YOUR WAY

Establish a workflow that meets the demands of your laboratory. A dual retort system enables you to fit in additional runs without compromises on tissue quality.



MAGNETIC STIRRER OPTIMIZES INFILTRATION

The magnetic stirrer technology is designed to optimize paraffin infiltration performance, helping to reduce processing time and enhancing reagent exchange within the tissue cells.

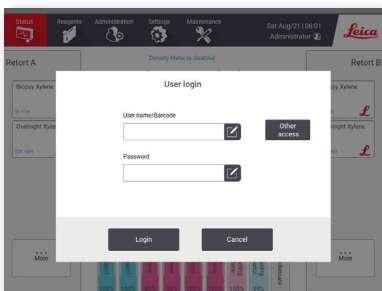


DELIVER RESULTS. CONSISTENTLY

Pre-installed validated protocols give you the flexibility to process different tissue types with consistent quality.

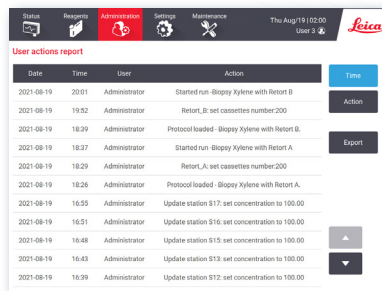
LABORATORY MANAGEMENT MADE EASY

Precise reagent management system for reduced reagent consumption and exchange workload. Visual color cues on the bottles are designed to help reduce reagent mix-ups.



KEEP TRACK OF USER INTERACTIONS

On the HistoCore PEGASUS, each user has an individual login. Three access levels give your laboratory more flexibility to manage user groups.



AUTOMATED REPORTING

Easy access to run protocols gives you control over your tissue processing reports while reducing manual documentation.



THE INSTRUMENT THAT LIGHTS YOU THE WAY

Backlighting allows you to check the reagent level easily. If the reagent bottle is not connected correctly, the backlight will turn off.

GET THE MOST FROM YOUR LEICA BIOSYSTEMS SOLUTION WITH OPTIMIZED CONSUMABLES



Use Leica Paraffin with your HistoCore PEGASUS tissue processor to further improve your workflow. PEGASUS Parablock paraffin melts 22% faster than pellets. Other benefits are:

- » No Spills – solid blocks prevent spills from messy pellets
- » Easy Loading – Parablocks X-tra™ create a smart safe and easy-to-handle paraffin-related workflow
- » Walk Away – load 4-blocks into paraffin chambers and walk away. No need to top off paraffin

Maximize Your Processing with [ActivFlo Cassettes](#)

- » Efficient Reagent Flow - Leica developed “Fluidic Flow” lateral vent and pore design maximizes reagent exchange
- » System Performance - ActivFlo Routine, Biopsy and Mini Biopsy cassettes are validated on Leica tissue processors
- » Easy Snap - Frangible hinge allows for effortless lid removal
- » Effortless Loading - Stacked and taped configuration allows for quick and easy printer set up
- » Available in 11 colors



Leica Biosystems tissue processing reagents will help you take the tissue through your preanalytical workflow stages.

- » Broad product offering: Alcohols, Solvents, Fixatives, and Decalcifiers
- » Reduce Errors: Color-coded labeling simplifies visualization of reagents and reduces reagent mix-ups
- » Track & Trace capability : Bar-coded reagents help record the lot number, reagent type, concentration
- » Greener alternatives: Process tissue with safer reagents alternatives by substituting xylene with Sub-X or Clearene. Or switch to xylene-free processing with isopropanol (IPA)



For more information about the HistoCore PEGASUS Plus tissue processor and detailed contact information please visit:

leicabiosystems.com/pegasus